



LARGS REGATTA WEEK
CUMBRAES WEEKEND – 28 & 29 AUG 2010
SAILING INSTRUCTIONS

The organising authority is the Largs Regatta Week Committee, representing
Largs Sailing Club (LSC), Fairlie Yacht Club (FYC) and the Scottish Sailing Institute (SSI).

1 RULES

The Regatta shall be governed by the rules as defined in the Racing Rules of Sailing (RRS), and the Organiser's supplementary sailing instructions.

2 NOTICES TO COMPETITORS

- 2.1 Notices to competitors shall be posted on the official regatta notice board situated in the lower corridor of LSC.
2.2 The race office shall be situated in the entrance hall of LSC.

3 CHANGES TO SAILING INSTRUCTIONS

Any change(s) to the sailing instructions shall be posted not less than one hour before the first start on the day it shall take effect. If it is necessary to make a late change in the sailing instructions, Flag L shall be flown from the committee vessel. In each case it shall be the responsibility of the helm to acquaint themselves with the change.

4 SIGNALS MADE ASHORE

Signals ashore shall be made from the flagpole located on the North West corner of the Largs SC balcony.

5 SCHEDULE OF RACES

5.1 Dates of Racing:

Saturday 28 AUG 10 Fleet A (IRC, Sigma 33), Fleet B (CYCA , Restricted Sail – Round the buoys) and Fleet C (Dinghies and Catamarans).
Sunday 29 AUG 10 Fleets A, B and C.

5.2 Number of Races:

Fleet	SATURDAY	SUNDAY
A	4 back to back	1
B	4 back to back	1
C	4 back to back	1

6 CLASS FLAGS AND SCHEDULED START TIMES

- 6.1 The Organisers will publish the Keelboat (Fleets A and B) class divisions, Keelboat class flags and the scheduled start times on the official notice board downstairs in Largs Sailing Club no later than 20:00 hours on Friday 27 AUG 2010, class divisions may be published on the event website. **Please check the class divisions on the official notice board prior to taking part in the event.**

- 6.2 Sailing Instructions for the Restricted Sail Passage Race on Saturday 28 AUG 10 will be issued separately, all boats wishing to race Restricted Sail on Sunday 29 AUG 10 shall be incorporated in Class 5.

Fleet A	Handicap System	Flag	Start SAT	Start SUN
Class 1	IRC	Num Pennant 1	1030	1000
Class 2	IRC	Num Pennant 2	1035	1005
Sigma 33	One Design	IC Flag F	1040	1010

Fleet B	Handicap System	Flag	Start SAT	Start SUN
Class 3	CYCA	Num Pennant 3	1030	1015
Class 4	CYCA	Num Pennant 4	1035	1020
Class 5*	Restricted Sail* CYCA All Ratings	Num Pennant 5	1040	1025

- 6.3 *Restricted Sail: Spinnakers shall not be flown, and only one headsail may be flown at any one time except for cutter rigged (or similar) yachts that have 2 (or more) headsails recorded on their CYCA rating certificate that may fly the recorded number of headsails simultaneously.
- 6.4 Keelboat competitors shall display their class flag and the supplied Clydeport pennant in a prominent position from their backstay. The class flag should be flown approximately 60cm above the sponsor's pennant.

Fleet C – Dinghy Classes	Handicap System	Flag	Start SAT	Start SUN
Lasers	Level Rating	Num Pennant 6	1200	1100
Handicap Dinghy & Topper	All PN's & Level Rating	Num Pennant 7	1205	1105
Asymmetric	All PN's	Num Pennant 8	1210	1110
Catamarans	SCHRS	Num Pennant 9	1215	1115

- 6.5 The Organisers may combine, divide or add classes depending on the number of entries.

7 RACING AREAS

7.1 SATURDAY

Fleet A shall race in the area to the **north of Great Cumbrae**.

Fleet B shall race in the area to the **north of Great Cumbrae**.

Fleet C shall race in the **Largs Channel**.

Each committee vessel shall display an orange Largs Regatta Week Pennant. The committee vessel for **Fleet A** may broadcast her approximate location on **VHF Ch 72** and the committee vessel for **Fleet B** may broadcast her approximate location on **VHF Ch 77**. Competitors should note that the race area may be up to 90 minutes passage from the clubhouse. Please identify your committee vessel and proceed to her location.

7.2 SUNDAY

Racing for all fleets shall be round the Island(s) of Cumbrae. All fleets shall start and finish near the entrance to Largs Yacht Haven using the same starting and finishing lines.

8 THE COURSES

8.1 SATURDAY

Fleets A, B and C course configurations are as described in Appendix 1.

8.2 SUNDAY

Courses shall be round the Island(s) of Cumbrae and are as described in Appendix 2.

COURSE SIGNALS

The committee vessel shall display a letter on a coloured background (see below for class colour) to indicate courses.

Fleet A, Classes 1, 2, Sigma 33 – course letter shall be on a **white background**.

Fleet B, Classes 3, 4 and 5 – course letter shall be on a **pink background**.

Fleet C, Catamaran and Dinghy Classes – course letter shall be on a **yellow background**.

SPECIAL COURSE FOR DINGHIES and CATAMARANS (Sunday Only).

In adverse weather conditions dinghies and catamarans may sail an inshore course, this shall be indicated by the committee vessel displaying course letter X or Y on a yellow background see Appendix 2.

8.3 The diagrams in Appendices 1 and 2 show the courses, including the order in which marks/islands are to be passed and the side on which each mark is to be left. They do not indicate the angle or distance between legs.

9 MARKS

9.1 SATURDAY

Fleet A - Marks 1, 1a, 2, 2a and 3 shall be **blue** cylindrical inflatable buoys, the start/finish line buoys shall be **orange** inflatable cylinders.

Fleet B - Marks 1, 1a, 2, 2a and 3 shall be **orange** cylindrical inflatable buoys, the start/finish line buoys shall be **blue** inflatable cylinders.

Fleet C - Mark 1 shall be a **blue** inflatable cylinder, marks 2, 3, and the start/finish mark shall be **orange** inflatable cylinders, marks 1a and 2a shall be **narrow yellow** inflatable cylinders.

9.2 SUNDAY

Course marks are as described in Appendix 2.

10 THE START

10.1 Races shall be started using RRS rule 26.

10.2 STARTING LINE – Fleets A and B (Saturday).

The starting line for Fleets A and B shall be between two inflatable marks. The committee vessel shall take up station near one of the starting marks and on the extension of the starting line but may not be at anchor. No boat may pass between a start mark and the committee vessel. Keelboats should not approach within 10m of the committee vessel.

10.3 STARTING LINE – Fleet C (Saturday)

The starting line shall be between a staff displaying an orange flag on the committee vessel and an orange inflatable race mark. An inner distance mark may be laid approximately on the line. No boat may pass between this mark and the committee vessel.

10.4 STARTING LINE – Fleets A, B and C (Sunday)

The starting line shall be between a staff displaying an orange flag on the committee vessel and an inflatable race mark. An inner distance mark may be laid approximately on the line. No boat may pass between this mark and the committee vessel. Keelboats should not approach within 10m of the committee vessel.

10.5 Boats whose warning signal has not been made shall avoid the starting area.

10.6 A countdown to starting signals and additional race information may be broadcast on **VHF Ch 72 for Fleet A** and **VHF Ch77 for Fleet B (Saturday only)**. OCS infringements may be broadcast by VHF

10.7 All VHF **communication on Sunday shall take place on VHF Ch 72**. OCS infringements may be broadcast by VHF.

10.8 After a general recall the first substitute shall be lowered one minute before the starting signal for the next scheduled class. No sound signal shall be given. This changes RRS 29.

10.9 The normal starting sequence shall not be interrupted by a general recall. The warning signal for the class which has had a general recall shall be five minutes before its starting signal and shall normally be displayed at the starting signal of the last class to start correctly in the schedule. If more than one class is subject to a general recall, the second of these classes shall start five minutes after the first and so on. If a class subject to general recall is the last or only class to start, the next signal shall be the new warning signal which shall normally be displayed five minutes after the original starting time.

11 CHANGE OF THE NEXT LEG OF THE COURSE

To change the next leg of the course, the race committee shall move the original mark (or the finishing line) to a new position.

12 SHORTENED COURSE

12.1 FLEETS A & B SATURDAY ONLY: In addition to RRS Rule 32, if a race is to be shortened at any mark of the course a finish mark shall be laid adjacent to that mark of the course. Boats shall finish by passing between these two marks. The committee vessel may not be at anchor. Boats shall not pass between a finishing mark and the committee vessel.

12.2 FLEET C, SATURDAY ONLY: shortly before the finish, flag S shall be displayed from the committee vessel along with two sound signals. Boats shall finish the race when they next pass through the finish line at the end of their current lap.

12.3 ALL FLEETS, SUNDAY ONLY: the Round Cumbrae Race may be shortened at approximately 90 degrees to an island. Competitors should finish between the adjacent island and the vessel displaying Flag S.

13 THE FINISH

13.1 SATURDAY

The finishing line for Fleets A and B shall be between two inflatable marks. The committee vessel shall take up station near one of the marks and on the extension of the finish line but may not be at anchor. No boat may pass between a finish mark and the committee vessel.

Fleet C: The finishing line shall be between a staff displaying an orange flag on the committee vessel and the finishing mark.

13.2 SUNDAY

The finishing line shall be between a staff displaying an orange flag on the finishing vessel and an orange inflatable mark, unless shortened under SI 12.3.

14 TIME LIMITS

14.1 SATURDAY

<i>Fleet</i>	<i>Time Limit</i>
Fleet A	90 mins after the start of the race
Fleet B	90 mins after the start of the race
Fleet C	75 mins after the start of the race

14.2 If no boat within a Class finishes within the time limit, the times of the previous round completed by the leading boat may be used to calculate results at the discretion of the Race Committee. Subsequent retirements or rule infringements shall be disregarded.

14.3 SUNDAY

<i>Fleet</i>	<i>Time Limit</i>
Fleet A	1500hrs
Fleet B	1500hrs
Fleet C	1500hrs

14.4 If no boat within a Class finishes within the time limit, the times of the previous round completed by the leading boat may be used to calculate results at the discretion of the Race Committee. Subsequent retirements or rule infringements shall be disregarded.

15 PROTESTS.

15.1 The Exoneration Penalty [and the Advisory Hearing and RYA Arbitration] of the RYA Rules Disputes Procedures will be available.

15.2 Protest forms are available at the Protest Committee desk in Largs SC. Protests shall be delivered there within the protest time limit.

15.3 The protest time limit is 60 minutes after the last boat in the appropriate fleet has finished the last race of the day, except for Saturday Fleets A and B when it shall be 90 minutes after the last boat has finished. The actual Time Limit shall be posted on the Notice Board at the conclusion of racing.

15.4 Notices shall be posted within 30 minutes of the expiry of the protest time limit to inform competitors of hearings in which they are parties or named as witnesses. Hearings shall be heard in the jury room located upstairs in Largs SC. Parties to each protest are requested to remain in the vicinity.

15.5 Notices of protests by the race committee shall be posted to inform boats under RRS 61.1(b).

15.6 Protests shall be heard as soon as possible, in approximately the order of receipt. It is the responsibility of the Protestor, Protestee and Witnesses to make themselves available for the hearing.

15.7 On the last day of the Regatta (Sunday 29th August) a request for reopening a hearing shall be delivered:

- (a) within the protest time limit if the party requesting reopening was informed of the decision on the previous day;
- (b) no later than 30 minutes after the party requesting reopening was informed of the decision on that day.

This changes RRS Rule 66.

16 SCORING

- 16.1 The Low Point System of RRS Appendix A shall apply.
- 16.2 One race is required to be completed to constitute a series.
- 16.3 Series results shall be calculated by combining the results of Saturday and Sunday's races.
- 16.4 (a) When fewer than 4 races have been completed, a boat's series score will be the total of her race scores.
(b) When 4 or more races have been completed, a boat's series score will be the total of her race scores excluding her worst score.
- 16.5 FLEET C and CLASS 5 (CYCA Restricted Sail) - Saturday only. Finishing positions shall take account of the number of laps actually sailed, and shall be calculated on an 'average lap time' basis. If conditions dictate the race committee may, at their discretion, take the results of a race from the times recorded for a previous round.

17 SAFETY REGULATIONS

- 17.1 NAVIGATION MARKS: Channel marker buoys may be left on either hand unless they are a designated mark of the course (see course chart for details). The CPA South Cardinal 'No 38' - *Tan Spit Buoy* (Mark V) at the south west of Great Cumbrae, and CPA Red Can - 'HUN 3' (Mark T) at the north east of Great Cumbrae shall be passed on their proper side.
- 17.2 Clydeport Operations Limited Restrictions.

NARROW CHANNELS. Attention is drawn to the International Regulations for the prevention of collisions at sea, 1972. Particular notice shall be taken of Rule 9b which states that "a vessel of less than 20m in length or a sailing vessel shall not impede the passage of a vessel which can safely navigate only within a narrow channel or fairway". Whilst racing or on a passage in the Firth of Clyde north of Cumbrae Head yachts shall regard any such recommended channels as a "Narrow Channel" within the meaning of the IRPCS 9b.

Furthermore Clydeport Operations Limited has decreed that any waters in the Firth of Clyde where vessels by virtue of their size, draught, speed or proximity to land, hazards and other vessels are unable to manoeuvre freely shall be regarded as a "Narrow Channel". Whilst racing any yacht which is unable for reasons of lack of wind or other cause, to sail clear of a large power driven vessel shall start her engine and/or paddle in order to clear and thereafter shall report full details to the Race Committee.

Competitors are reminded of the Clydeport Operations Limited Byelaw which prohibits yachts and other craft from manoeuvring within 100m of any ferry terminal. Particular regard should be paid to this when in the vicinity of the Caledonian MacBrayne facilities at Largs and Cumbrae.

- 17.3 Any boat leaving the course area should notify the committee vessel, giving her reason for so doing. They shall not sail through the finish line but approach the Committee vessel around the end of the line. Where appropriate VHF may be used.
- 17.4 A tally system for the catamaran and dinghy classes shall be used during the Cumbraes Weekend. The tally board shall normally be at the top of the launch ramp. Competitors shall be given a tally number at registration, which is their tally number on the board. When ashore the tally band should be on the tally board.

**IT IS THE COMPETITORS RESPONSIBILITY TO ENSURE THAT THEY HAVE TALLIED.
FAILURE TO TALLY SHALL RESULT IN THE COMPETITOR BEING REQUIRED
TO DONATE £10 TO THE RNLI.**

- 17.5 It is recommended that keelboats participating in the event comply with Category 4 of the current ISAF Offshore Special Regulations.

18 EQUIPMENT AND MEASUREMENT CHECKS

A boat or equipment may be inspected at any time for compliance with the appropriate class rules and sailing instructions. On the water, a boat can be instructed by a race committee measurer to proceed immediately to a designated area for inspection.

19 PRIZES

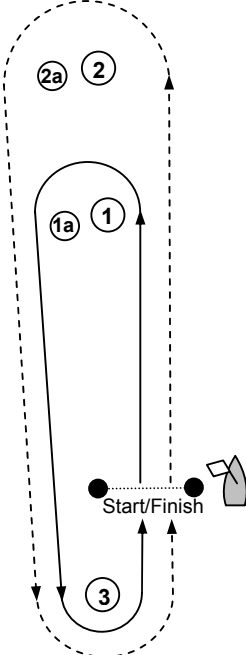
- 19.1 Prizes will be awarded for a series of races combining Saturday and Sunday results.
- 19.2 Additionally there will be a separate prize for the Round Cumbrae Race on Sunday. The ENTERPRISE AYRSHIRE ROSEBOWL shall be awarded to the boat which, in the opinion of the Largs Regatta Week Committee, has produced the best performance throughout the weekend.

20 DISCLAIMER OF LIABILITY

- 20.1 Competitors participate in the regatta entirely at their own risk. See RRS 4, Decision to Race. The organising authority shall not accept any liability for material damage or personal injury or death sustained in conjunction with or prior to, during, or after the regatta.

21 INSURANCE

Each participating boat shall be insured with valid third-party liability insurance with a minimum cover of £2 000 000 per event or the equivalent.



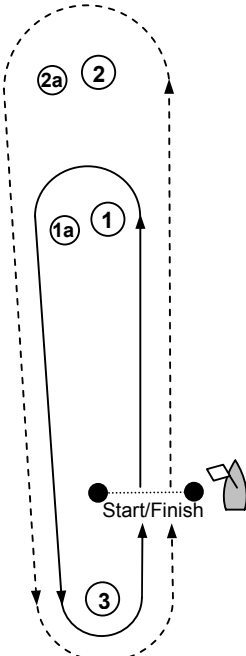
The diagram shows a keelboat course layout. A dashed line outlines a large loop with a rounded top. Inside this loop, there are two smaller loops. The top loop contains marks 2a and 2. The bottom loop contains marks 1a and 1. A third mark, 3, is located at the bottom of the large loop. A 'Start/Finish' line is indicated by two black dots and a flag icon, positioned between mark 3 and the right side of the large loop. Arrows indicate the direction of the course: clockwise for the top loop, counter-clockwise for the bottom loop, and up/down for the central leg.

Keelboat Courses, Fleet A - Saturday

IRC Class 1 ONLY
Start-2-2a-3-Start/Finish-2-2a-3-Start/Finish-2-2a-3-Finish

IRC Class 2 and Sigma 33 ONLY
Start-1-1a-3-Start/Finish-1-1a-3-Start/Finish-1-1a-3-Finish

ALL CLASSES - BOATS SHALL NOT PASS THROUGH THE
START/FINISH LINE ON THE DOWNWIND LEG
ie WHEN SAILING BETWEEN MARK 1a or 2a AND MARK 3.



The diagram shows a keelboat course layout, identical to the one in Fleet A. It features a large dashed loop with marks 2a and 2 at the top, marks 1a and 1 in the middle, and mark 3 at the bottom. A 'Start/Finish' line is located between mark 3 and the right side of the loop, marked with two black dots and a flag icon. Arrows indicate the course direction.

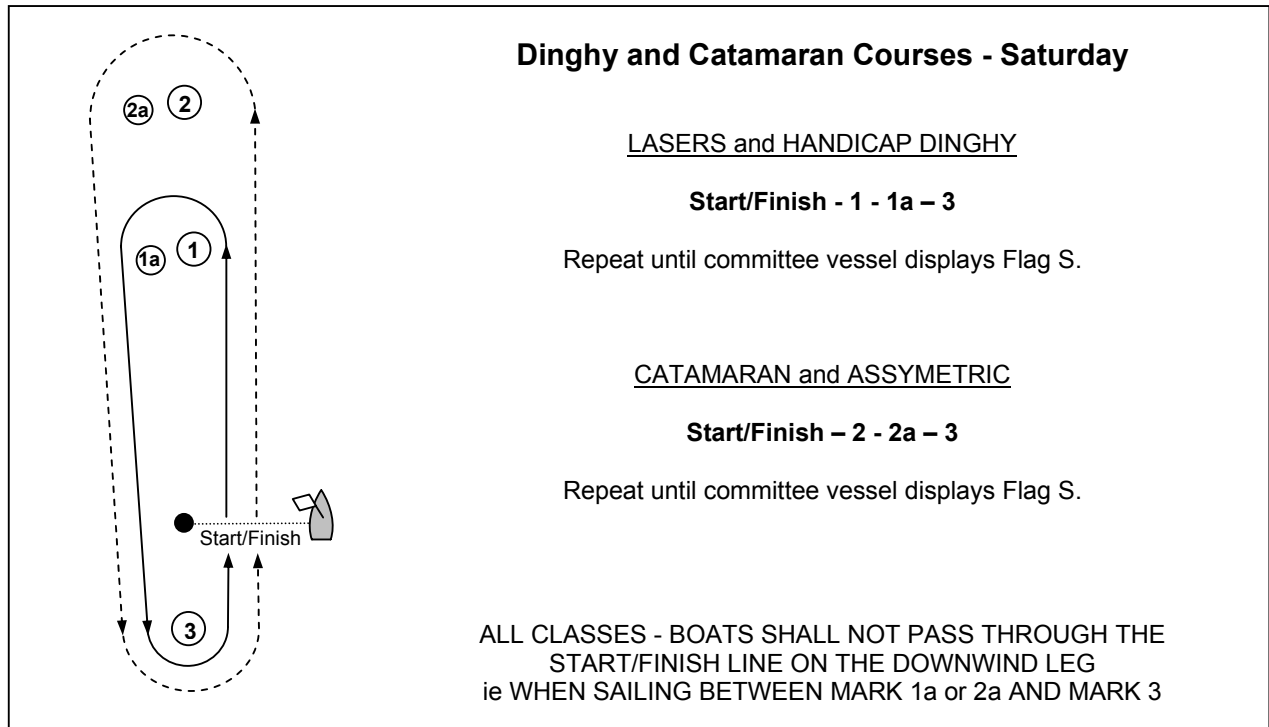
Keelboat Courses, Fleet B - Saturday

CYCA Class 3 ONLY
Start-2-2a-3-Start/Finish-2-2a-3-Start/Finish-2-2a-3-Finish

CYCA Class 4 ONLY
Start-1-1a-3-Start/Finish-1-1a-3-Start/Finish-1-1a-3-Finish

CYCA Class 5 ONLY
Start/Finish-1-1a-3
Repeat until committee vessel displays Flag S.

ALL CLASSES - BOATS SHALL NOT PASS THROUGH THE
START/FINISH LINE ON THE DOWNWIND LEG
ie WHEN SAILING BETWEEN MARK 1a or 2a AND MARK 3.



Dinghy and Catamaran Courses - Saturday

LASERS and HANDICAP DINGHY

Start/Finish - 1 - 1a - 3

Repeat until committee vessel displays Flag S.

CATAMARAN and ASSYMETRIC

Start/Finish - 2 - 2a - 3

Repeat until committee vessel displays Flag S.

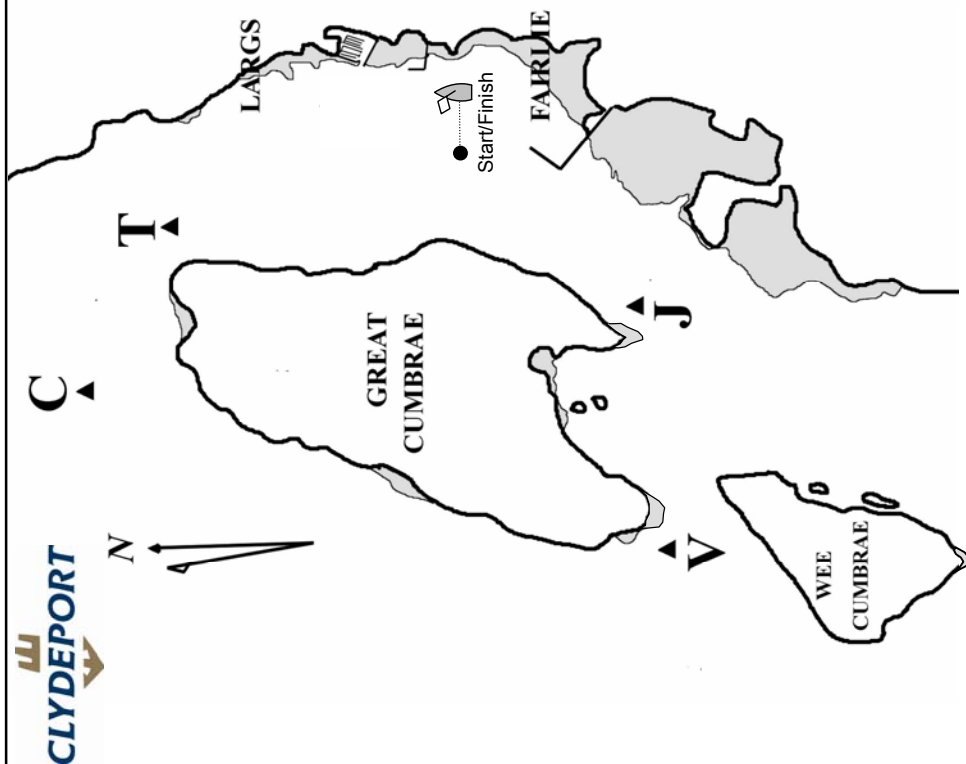
ALL CLASSES - BOATS SHALL NOT PASS THROUGH THE
START/FINISH LINE ON THE DOWNWIND LEG
ie WHEN SAILING BETWEEN MARK 1a or 2a AND MARK 3

COURSE A	
<i>North About, Figure of 8 plus a Loop of Great Cumbrae</i>	
Mark/Island	Direction
Start Line	South to North
Great Cumbrae	Leave to Port
T	Leave to Port
C	Leave to Port
V	Leave to Port
Little Cumbrae	Leave to Starboard
V	Leave to Port
J	Leave to Port
Start/Finish	South to North
T	Leave to Port
V	Leave to Port
J	Leave to Port
Finish Line	South to North

COURSE B	
<i>South About, Figure of 8 plus a Loop of Great Cumbrae</i>	
Mark/Island	Direction
Start Line	North to South
Great Cumbrae	Leave to Starboard
V	Leave to Starboard
Little Cumbrae	Leave to Port
Great Cumbrae	Leave to Starboard
V	Leave to Starboard
C	Leave to Starboard
T	Leave to Starboard
Start/Finish	North to South
J	Leave to Starboard
V	Leave to Starboard
T	Leave to Starboard
Finish Line	North to South

COURSE C	
<i>North About Great Cumbrae- 2 circuits</i>	
Mark/Island	Direction
Start Line	South to North
Great Cumbrae	Leave to Port
T	Leave to Port
C	Leave to Port
V	Leave to Port
Finish Line	South to North

COURSE D	
<i>South About Great Cumbrae- 2 circuits</i>	
Mark/Island	Direction
Start Line	North to South
Great Cumbrae	Leave to Starboard
V	Leave to Starboard
C	Leave to Starboard
T	Leave to Starboard
Finish Line	North to South



Description of Marks

Island of Great Cumbrae
Island of Little Cumbrae

C - CPA Green Can 'C'

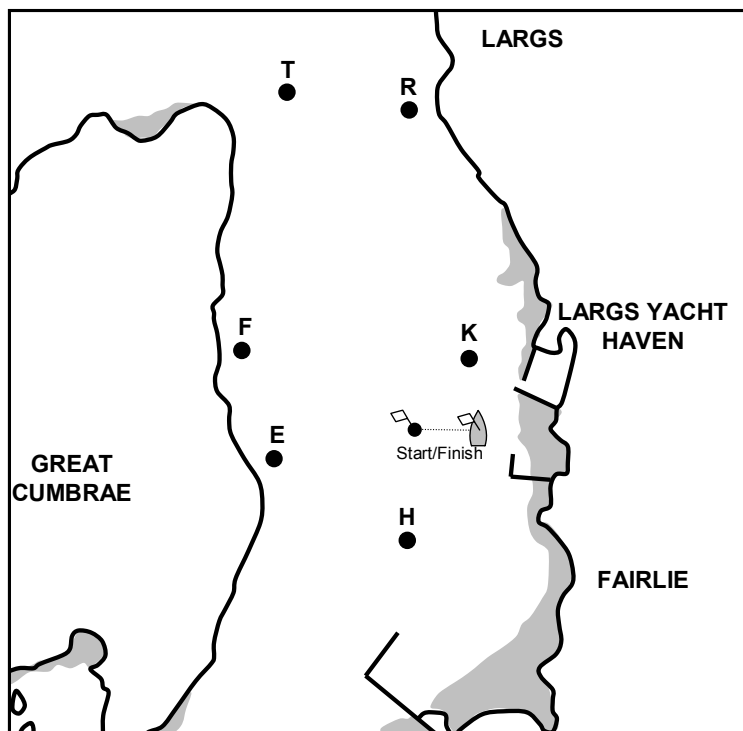
T - CPA Red Can - 'HUN 3'

V - CPA South Cardinal 'No 38' (Tan Spit Buoy)

J - CPA Red Can - 'HUN 9'

Start/Finish - Between Orange Inflatable & Orange Flag

DINGHY AND CATAMARAN INSHORE COURSES – SUNDAY ONLY



COURSE X

Start/Finish-K-R-T-F-E-H-Start/Finish-K-R-T-F-E-H-Start/Finish

ALL MARKS TO BE PASSED TO PORT

COURSE Y

Start/Finish H-E-F-T-R-K-Start/Finish-H-E-F-T-R-K-Start/Finish

ALL MARKS TO BE PASSED TO STARBOARD

<i>Mark</i>	<i>Description</i>
E	Orange Can off Ballochmartin Bay
F	Orange Can off Fairhaven House
H	Green Navigation Buoy "Hun 5"
K	Orange/Green Can off Largs SC
R	Orange Can off GoGo Burn
T	Red Navigation Buoy "Hun 3"